



Child Maltreatment 2009

Key Findings

Dr. John A. Gaudiosi
NCANDS COTR
john.gaudiosi@acf.hhs.gov

Dr. Ying-Ying Yuan & Madonna Aveni
NCANDS Technical Team/WRMA
maveni@wrma.com

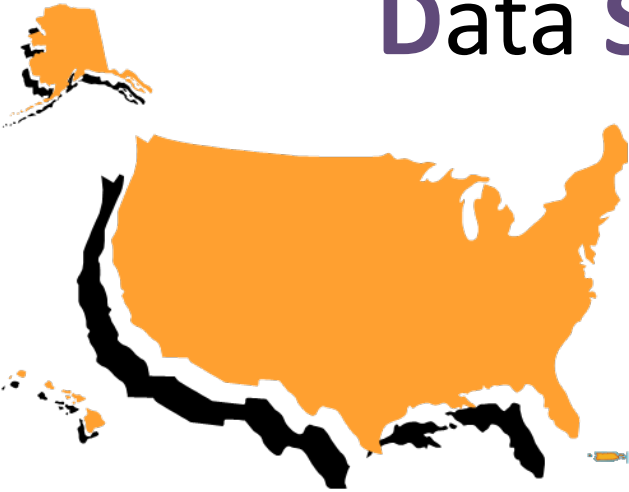
Highlights from Child Maltreatment 2009
January 25, 2011

Child Abuse Prevention and Treatment Act (CAPTA)

- Defines child abuse and neglect as at a minimum:

Any recent act or failure to act on the part of a parent or caretaker, which results in death, serious physical or emotional harm, sexual abuse or exploitation, or an act or failure to act which presents an imminent risk of serious harm.


National Child Abuse and Neglect Data System (NCANDS)



50 States

District of Columbia





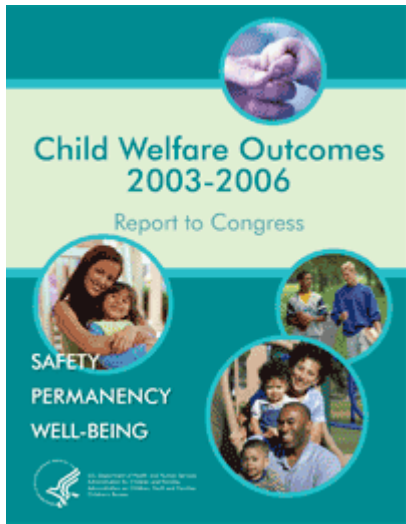
Commonwealth of Puerto Rico
(Referred to collectively as States)



Federal fiscal year (FFY)

Due January 31

NCANDS Data Usage



The AFCARS Report



Data Submissions

Child File—contains case-level data.

Agency File—contains aggregate data from additional agencies and some additional information on children in the Child File.

Or

Summary Data Component File—contains aggregate data.

- Once the data files are received from the States, the data are validated, compiled, analyzed, and publically released in a report.

Child Maltreatment Reports

- The Child Maltreatment reports are located on the Children's Bureau Web site at:

http://www.acf.hhs.gov/programs/cb/stats_research/index.htm#can

- *Child Maltreatment 2009* is the 20th edition of this annual report. Reports from 1995 to 2009 are available online.

FFY 2009

Child Maltreatment 2009



- 52 States reported data
- 50 submitted a Child File and an Agency File
- 2 States submitted aggregate-only data (SDC File)

U.S. Department of Health & Human Services
Administration for Children and Families
Administration on Children, Youth and Families
Children's Bureau





Report Structure

- Summary
- Introduction
- Reports
- Children
- Fatalities
- Perpetrators
- Services
- Additional Research
Related to Child
Maltreatment
- Appendices

Child Protective Services (CPS)

CPS agencies have a two-stage process for child maltreatment allegations:

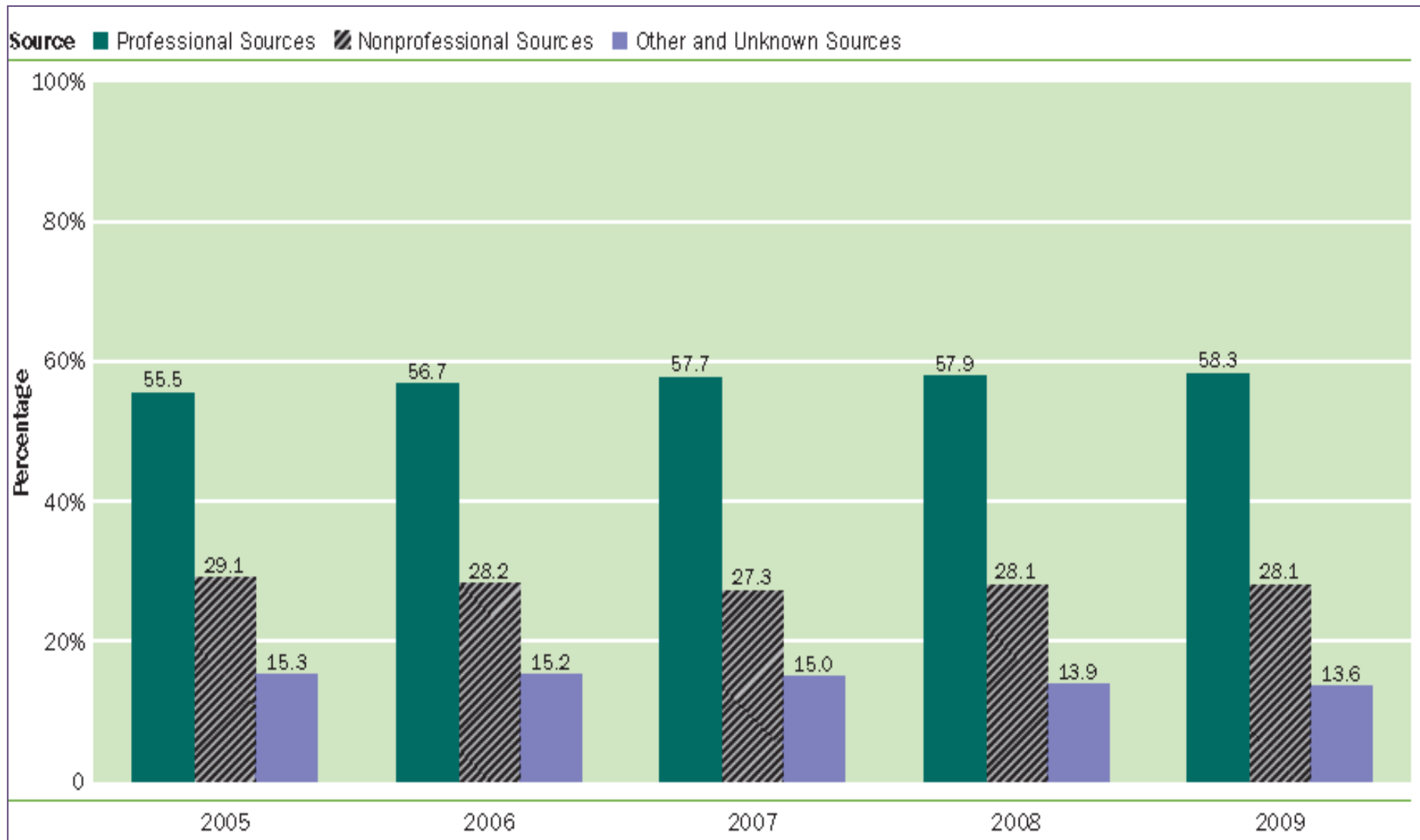
Stage 1: Screening

- Nationally estimated 3.3 million referrals were received by CPS agencies
 - Including an estimated 6.0 million children.

Stage 2: CPS response in the form of an investigation response or alternative response

- 52 States reported 2.0 million referrals received a CPS response including
 - 3.6 million duplicate children.
 - 3.0 million unique children.

Report Sources 2005-2009



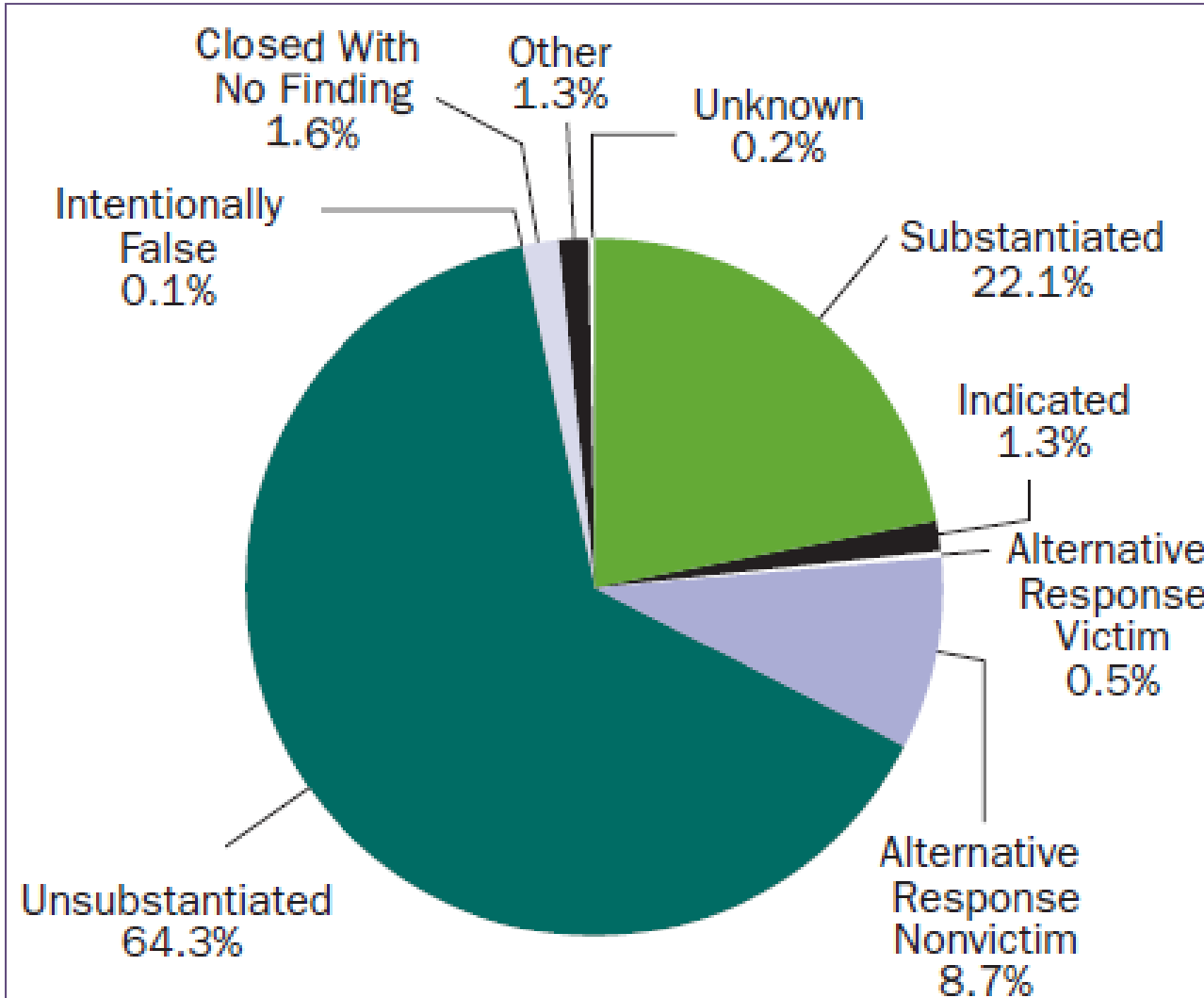
CPS Response

Dual track:

- Investigation response
- Alternative or differential response

In NCANDS, the term disposition is used for both investigation and alternative responses, for the determination or finding related to the CPS response.

Report Dispositions 2009



- One-quarter of all reports included one or more victims of maltreatment

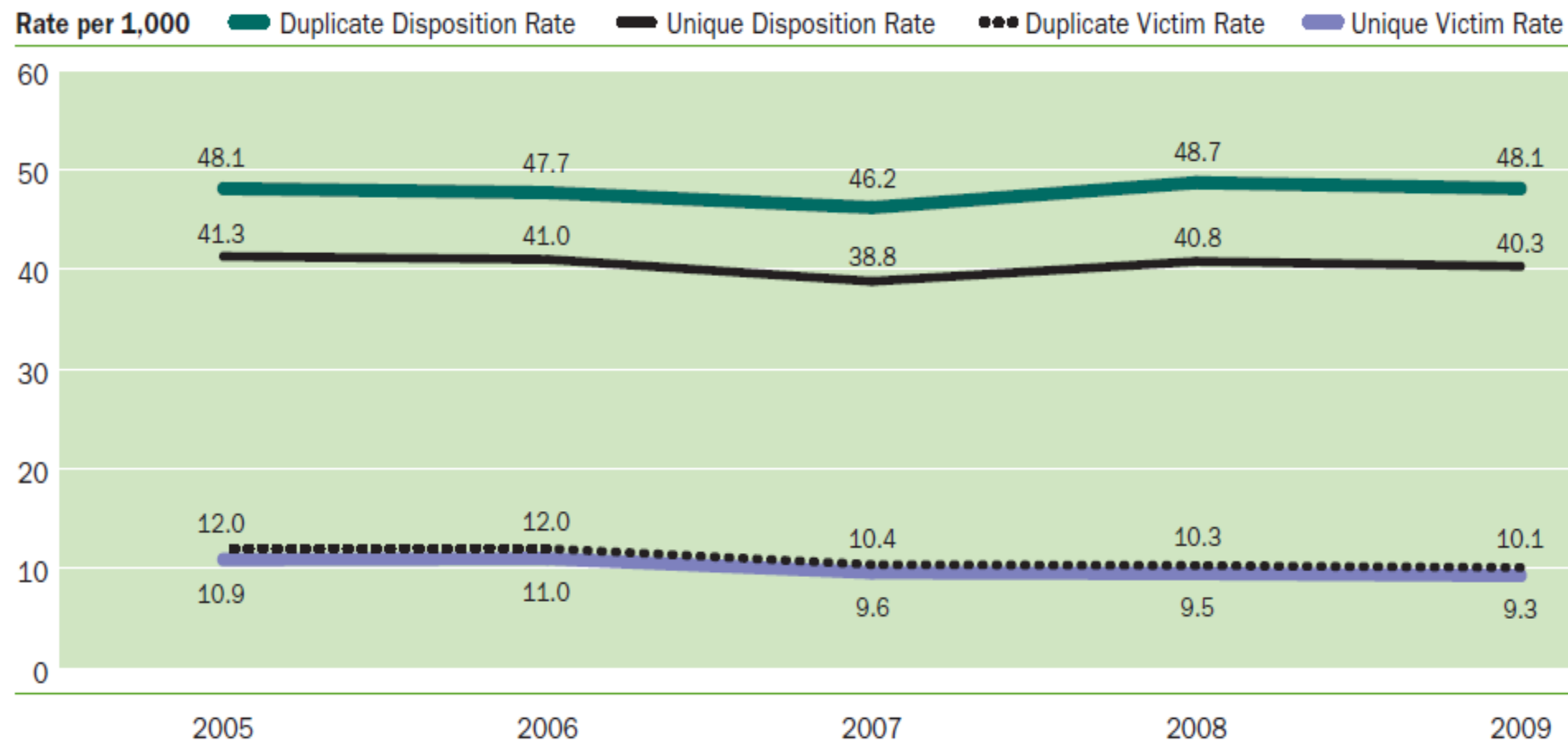
- N=52 States

Child Victims

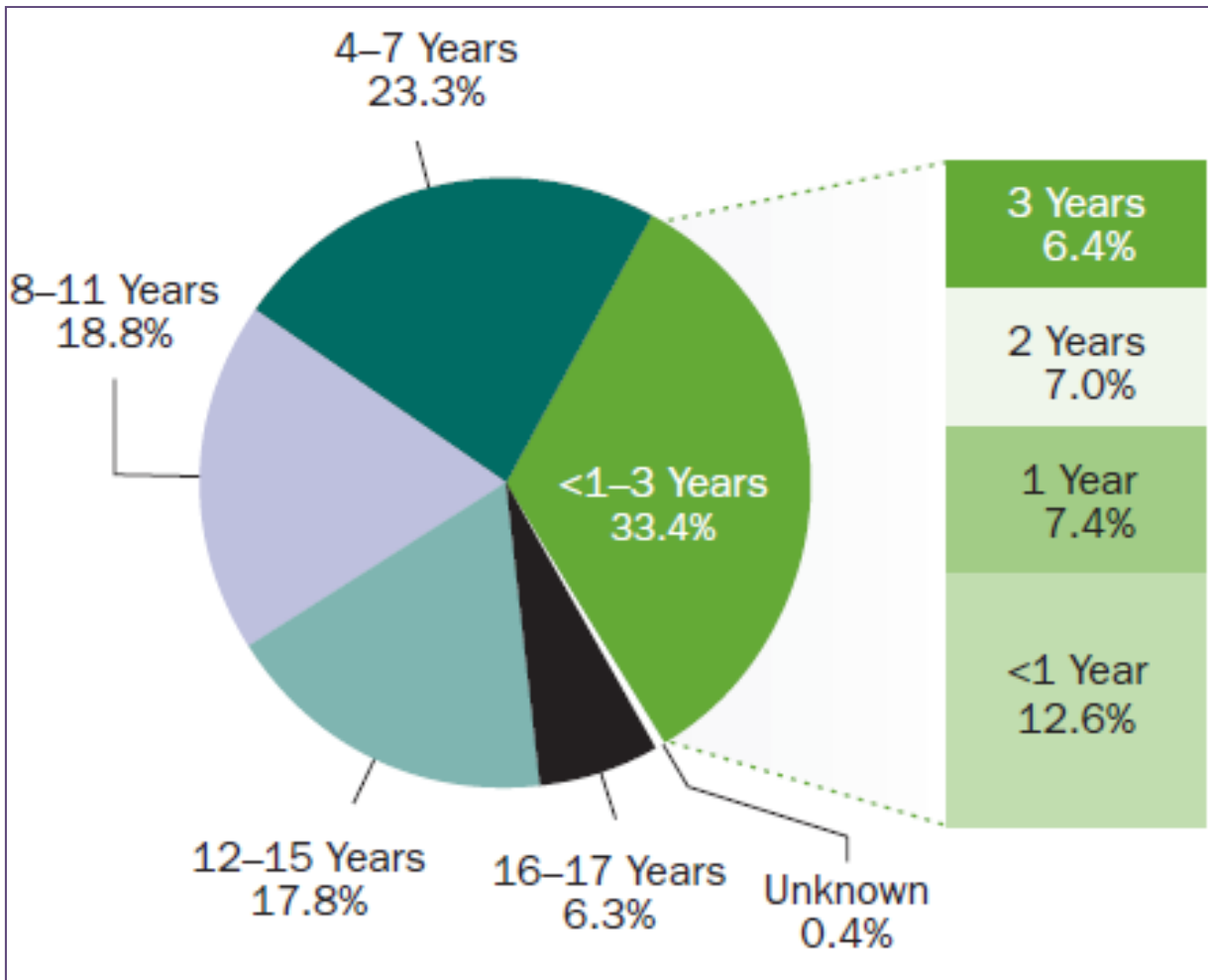
- NCANDS victim: a child for whom the State determined at least one maltreatment was substantiated or indicated and a disposition of substantiated, indicated, or alternative response victim was assigned.
- Duplicate count:
 - 52 States reported
 - Rate 10.1 per 1,000 children
 - National estimate 763,000 duplicate victims
- Unique count:
 - 50 States reported
 - Rate 9.3 per 1,000 children
 - National estimate 702,000 unique count of victims

Disposition and Victimization Rates 2005-2009

- Number and rate of victims have been decreasing regardless of unique or duplicate counts.



Victims by Age 2009 (unique count)

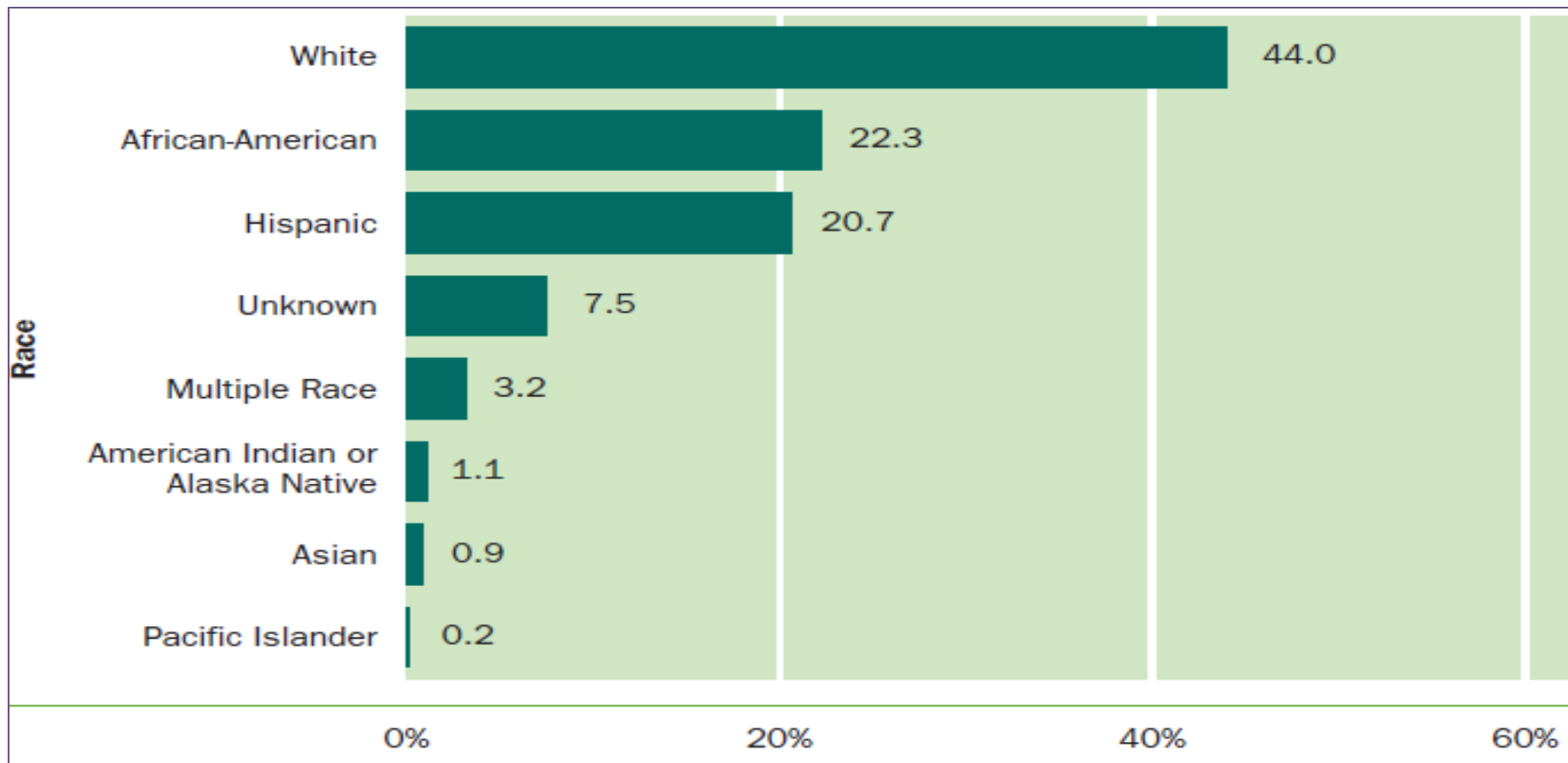


- One-third of all FFY 2009 child victims (unique count) were younger than 4 years old.

- N=50 States

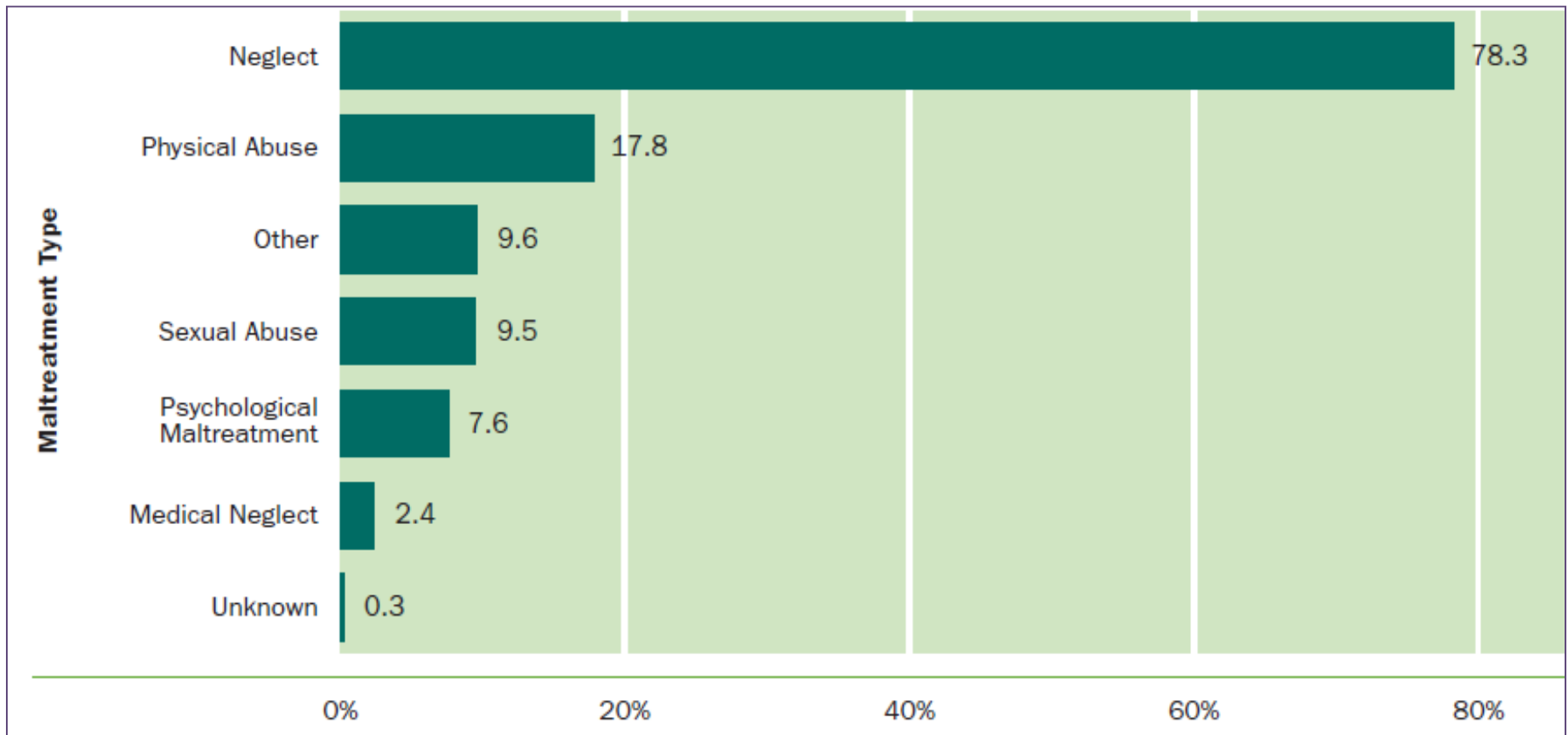
Victims by Race and Ethnicity 2009 (unique count)

- Eighty-seven percent of unique victims were comprised of three races or ethnicities. N=49 States



Reported Maltreatment Types of Victims 2009 (unique count)

- A child may have suffered more than one type of maltreatment. N=50 States



Fatalities

- The number of fatalities have been increasing during the past 5 years.
- FFY 2005
 - 51 States
 - Rate 1.94 per 100,000 children
 - national estimate 1,450
- FFY 2009
 - 49 States
 - Rate 2.34 per 100,000 children
 - national estimate 1,770
- Even small fluctuations in the data can affect the national estimate and national rate.

Maltreatment Types

A fatality may have suffered from more than one type of maltreatment so two analyses were conducted.

Analyzing all maltreatments:

- N/A multiple maltreatments
- 66.7 % neglected
- 44.8% physically abused
- 21.1% other
- 9.8% medically neglected
- 1.9% sexually abused
- 1.2% psychologically maltreated
- **Total =145.8%,**
- N=44 States, 1,343 fatalities

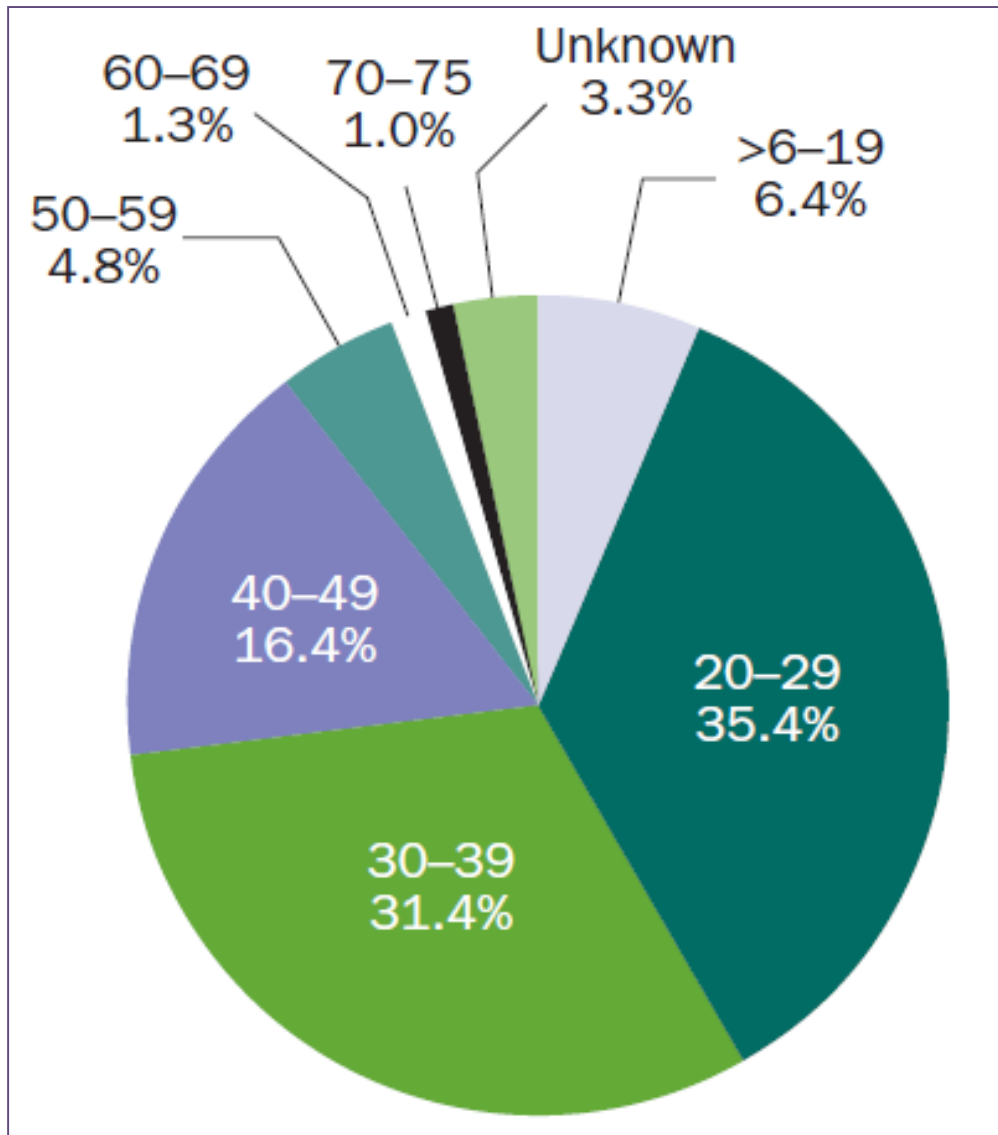
Analyzing children by mutually exclusive maltreatments:

- 36.7% multiple maltreatments
- 35.8% neglected
- 23.2% physically abused
- 2.0% other
- 1.8% medically neglected
- 0.4% sexually abused
- 0.1 psychologically maltreated
- **Total= 100.0%**
- N=44 States, 1,343 fatalities

Perpetrators

- The counting of perpetrators is linked to the counting of victims, meaning only those perpetrators included in victims' reports are submitted by the States.
- Duplicate count:
 - 49 States reported
 - 894,951 perpetrators
- Unique count:
 - 49 States reported
 - 512,790 perpetrators

Perpetrators by Age 2009 (unique count)



- More than 80 percent of unique perpetrators were between the ages of 20 and 49 years old.

- N= 49 States

Preventive Services

Preventive services: Provided to parents whose children are at-risk of abuse and neglect. These services are designed to increase the understanding of parents and other caregivers of the developmental stages of childhood and to improve their child-rearing competencies.

- 44 States reported more than 3 million children received preventive services

Postresponse Services

Postresponse services: (Postinvestigation)

Address the safety of the child and usually are based on an assessment of the family's situation, including service needs and family strengths.

- 44 States reported nearly 1 million children received postresponse services.
 - Three-fifths of victims received postresponse services
 - One-quarter of nonvictims received postresponse services



Child Maltreatment 2010

- Will be released in December 2011.
- Undertaking the design of the report with the Children's Bureau during February.
- Feedback and suggestions for additional topics are always appreciated
- The report will continue to be a Web document.