



Administration for Children and Families

Child Maltreatment 2009 Selected Topics

January 25, 2011
Kurt Heisler, M.S., M.P.H.
Children's Bureau – Data Team
202-205-3776
Kurt.Heisler@acf.hhs.gov



Safety • Permanency • Well-being




U.S. Department of Health and Human Services
Administration for Children and Families
Administration on Children, Youth and Families
Children's Bureau

Selected Topics

- How the Children's Bureau Data Team Uses NCANDS data
- Use of Alternative Response
- Trends in Types of Child Maltreatment

Safety • Permanency • Well-being 2




U.S. Department of Health and Human Services
Administration for Children and Families
Administration on Children, Youth and Families
Children's Bureau

How the Data Team uses NCANDS

- Prepare Data Profiles to help States monitor experiences of children being served
 - Focus on safety and permanency
 - Spans 3 years to help identify trends
- Includes State performance on two national safety standards
 - The absence of maltreatment recurrence
 - The absence of maltreatment in foster care

Safety • Permanency • Well-being 3




U.S. Department of Health and Human Services
Administration for Children and Families
Administration on Children, Youth and Families
Children's Bureau

Safety Standard 1: Absence of Maltreatment Recurrence

"Of all children who were victims of substantiated or indicated abuse or neglect during the first 6 months of the reporting year, what percent did not experience another incident of substantiated or indicated abuse or neglect within a 6-month period."

Standard: 94.6% or more

Safety • Permanency • Well-being 4



U.S. Department of Health and Human Services
Administration for Children and Families
Administration on Children, Youth and Families
Children's Bureau


State Performance on Absence of Maltreatment Recurrence

See Table 3-17 in Child Maltreatment 2009 for Data by State

| Year | National Standard | National Average | Range | States Meeting the Standard | |
|------|-------------------|------------------|-------------|-----------------------------|------|
| | | | | No | % |
| 2005 | 94.6 | 91.9 | 86.6 – 98.1 | 17 | 34.7 |
| 2006 | | 92.2 | 86.3 – 98.4 | 22 | 44.9 |
| 2007 | | 93.2 | 86.9 – 98.6 | 25 | 51 |
| 2008 | | 93.3 | 87.9 – 98.7 | 26 | 52 |
| 2009 | | 93.2 | 87.8 – 98.8 | 23 | 46 |

Absence of Maltreatment Recurrence: "Of all children who were victims of substantiated or indicated abuse or neglect during the first 6 months of the reporting year, what percent did not experience another incident of substantiated or indicated abuse or neglect within a 6-month period." Note: Number of reporting States varies by year: 49 States reported in 2005, 2006, and 2007; 50 States reported in 2008 and 2009.

Safety • Permanency • Well-being 5




U.S. Department of Health and Human Services
Administration for Children and Families
Administration on Children, Youth and Families
Children's Bureau

Safety Standard 2: Absence of Maltreatment in Foster Care

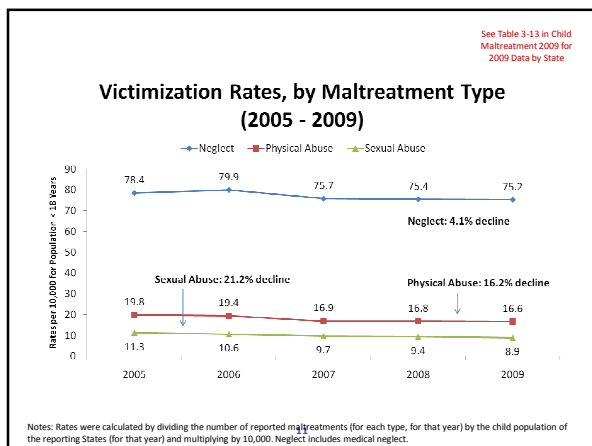
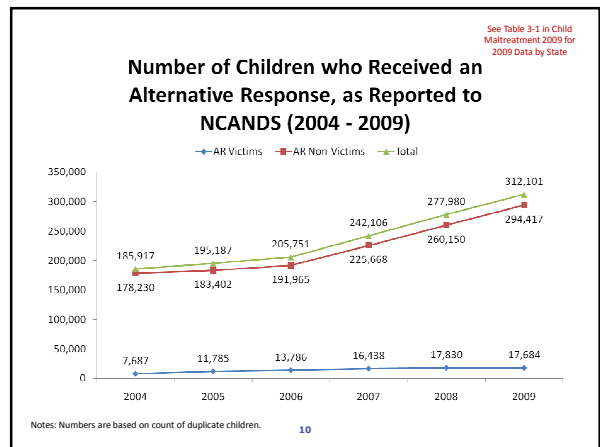
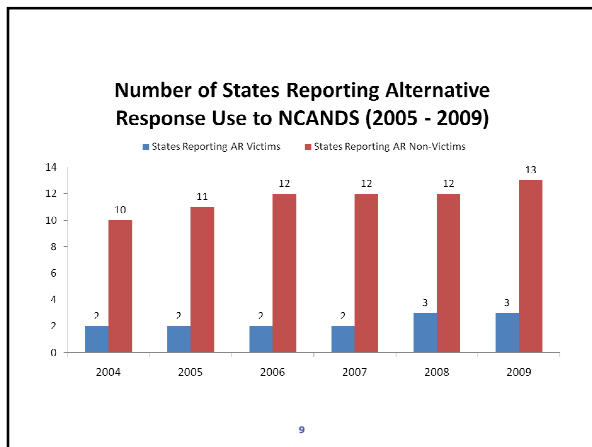
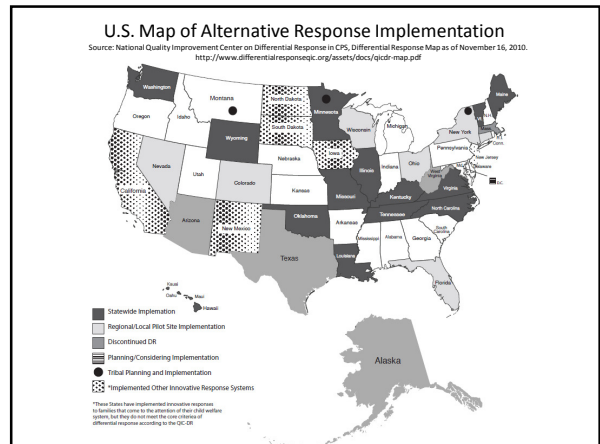
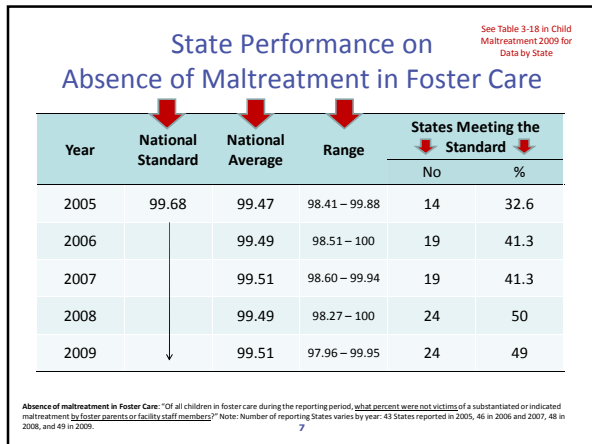
"Of all children in foster care during the reporting period, what percent were not victims of a substantiated or indicated maltreatment by foster parents or facility staff members?"

Standard: 99.68% or more

Safety • Permanency • Well-being 6



U.S. Department of Health and Human Services
Administration for Children and Families
Administration on Children, Youth and Families
Children's Bureau



Webinar Materials

An audio recording and PDF of today's webinar, along with responses to common questions, will be posted at the NRCCPS website:

National Resource Center for Children for Child Protective Services

<http://nrccps.org/>

(Look for it in the "What's New" section and "Information Dissemination" tab.)

12